

■ ■ wissner-  
■ ■ bosserhoff



movita

Nursing home beds





# movita nursing home beds

Economical for nursing institutions, comfortable for patients

The nursing care market is subject to many influencing factors and trends, such as the increasing number of people in need of acute care or are affected by dementia. This has operators and staff of residential homes face increasing qualitative and economic challenges. In the light of the increasing shortage of qualified nursing staff, this applies all the more. The sector needs concepts and products that make nursing tasks easier and convince on an economic level. The movita nursing home beds combine functional elements with cost effectiveness and homeliness.

## Factors influencing the nursing care market and trends\*

	Factor	Trend
Nursing care sector	Demographics	Change in the demographic structure, of society, rise in life expectancy, increasing risks (multimorbidity, dementia), decreasing support potential in families, etc.
	Public authorities	Change of political guidelines, limited predictability of politics, fewer public supply-side subsidies, etc.
	Customer	Changing demand patterns



## Living concept Ocean

movita | Design T10

A color combination like a day on the beach gives a feeling of peace and harmony. Intuitively we close our eyes, listen to the waves, enjoy the fresh sea air and a vacation feeling of well-being quickly sets in. You feel at ease in a room like this. This concept is just a suggestion – we will happily give you individual advice.



# movita Portfolio

The mobile one



movita

## Movability

Movable at every bed height

## Castors

100 mm easy-roll castors  
or 125 mm design castors

## Brakes

Individual or central castor brake system  
with one directional castor,  
operated with foot levers on both sides

## Height adjustment

Approx. 36/38 - 78/80 cm

The homely one



movita casa

Movable at every bed height

50 mm double castors

Castor braking system for each axle,  
operated with foot levers on both sides

Approx. 37 - 80 cm

The slender one



movita 2-s

Movable at every bed height

100 mm double castors  
100 mm easy-roll castors  
or 125 mm design castors

Individual or central castor brake system  
with one directional castor,  
operated with foot levers on both sides

Approx. 36/38 - 78/80 cm

## Special feature

Patient surface width: 80 cm

The one easy  
to disassemble



movita 2-d



Movable at every bed height

100 mm double castors  
100 mm easy-roll castors  
or 125 mm design castors

Individual castor braking

Approx. 36/38 - 78/80 cm

Special feature

Can be completely disassembled

At first glance, the movita 2-d cannot be distinguished from a standard movita bed. The technical parameters of both beds are also identical. You can only see the difference once you take a closer look – the movita 2-d can be completely disassembled and reassembled by one person – quickly and without tools. None of the individual components weighs more than 18 kg, complying with all occupational health and safety requirements.

The movita 2-d is used in home care or nursing homes with narrow doors – without compromising design, quality or stability.



tested in practice  
1,000,000 x  
times



# Benefits at a glance



## Protection and mobility without FDM\*

SafeFree® – the patented side guard concept | 10 - 11

## **NEW:** Side guards – individual according to requirements

SafeFree® Flex | 12 - 13

## Effective bedsore prevention

Double retraction | 3 patient surfaces to choose from | 14 - 15

## **NEW:** Improving and maintaining mobility

SafeLift | Revolutionary bed operation for residents | 16

## Intuitive operation

Clearly structured and ergonomic | 17

## **NEW:** Manual Mobilization-Aid

MobiStick 2 | 18

## Safety by day and night

SafeSense® – the intelligent bed-exit sensor system | 19

## Flexible and time-saving

3 bed lengths that can be adjusted without tools | 20

## Energy efficiency and more user friendly

Thanks to innovative drive concept | 21

## Additional options

Design | Colors and decors | Features and accessories | 22

# Protection and mobility without FDM\*

SafeFree® the patented side guard concept

The SafeFree® divided side guard system is patented and voluntarily certified. The technology has been tested in practice more than 1 million times. You can lower the space-saving side guards quickly in only 2 seconds and individually adjust them to four heights, depending on the care situation and size of the resident. Obtaining freedom instead of taking it away, in agreement with the Werdenfelser Weg (Werdenfelser care pathway).

1

No protection needed



Lowered, the divided side guards look homely and provide unhindered access to the resident for daily routine nursing tasks. No need to take off and store accessories that are in the way, such as a middle post or fixed side guards.

2

Soft protection



For safety at night, it is often sufficient to combine the low position of the bed with the first height level of the head-end side guard. This avoids unnecessary barriers and effectively reduces the risk of falls on the long term. The resident can orient himself without being restricted.

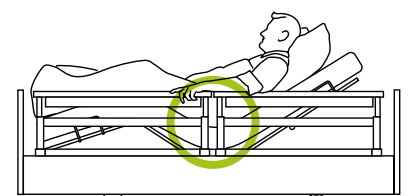
3

¾ protection



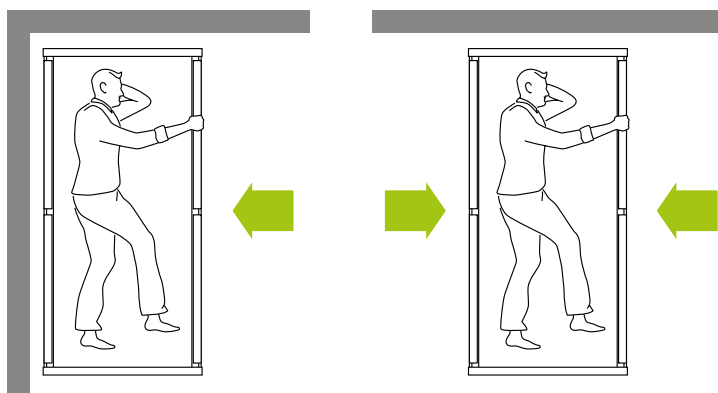
Creates a deliberate bed egress gap at the foot end to reduce freedom-depriving measures (FDM) while at the same time maintaining a high safety standard.

More safety due to smaller central gap\*\* < 60 mm



- Targeted compliance with the standard IEC 60601-2-52
- Safety in working position, i.e. also with raised backrest or leg rest
- Safety without using an additional central gap protector as accessory for restraint with an abdominal belt in accordance with the BfArM (German Federal Institute for Drugs and Medical Devices)

All-round access for nursing tasks = with 4 divided side guards



- Flexible use of the bed for standard care, even in limited spaces
- Flexible access from both sides of the bed in case of increased need for care
- Flexible use of the bed for bed egress on the left or right side to mobilize the resident
- Avoiding follow-up costs for upgrading divided side guards

# 4

## Full protection (FDM\*)

for mattresses up to 18 cm



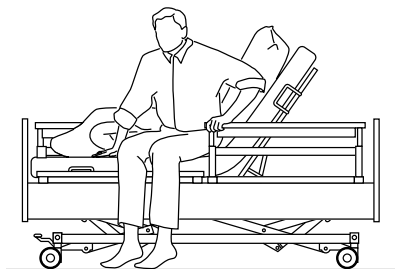
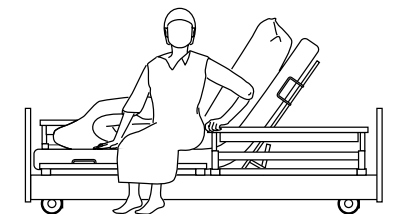
The highest position provides comprehensive protection of the resident. The distance between the two parts of the side guards is minimal, making them just as safe as a continuous side guard and exceeding the requirements of the standard IEC 60601-2-52. It is not necessary to stock up on accessories to close a central gap when using an abdominal belt for restraint.

If you use a thicker mattress, you can raise the side guards by an additional 6 cm.

Learn more:



## Safe mobilization regardless of body size



Divided side guards are very useful for effective mobilization, as they are easy to grab and clasp. They can be used as a safe standing-up aid and verifiably support the resident's mobility.

# SafeFree® Flex

Side guards as individual as your needs

In addition to permanently mounted side elements, individual and future-oriented SafeFree® Flex offers as much freedom as possible and as much protection as necessary. At the same time SafeFree® Flex retains the homely design which distinguishes all wissner-bosserhoff nursing home beds.

0

No protection needed



Comfort bed,  
without side guards

## Safe

Complete protection



Secure fastening of elements  
Prevents an accidental loosening  
or removal of the side elements

Seamless safety



Gap closure between the side panel  
and the patient surface  
Protection against accidents  
through getting trapped or wedged

Flexible mobilization



Optimum length and individually adjustable  
height of the head-end side guard  
Perfect hip protection when sleeping  
as well as comfortable and ergonomic  
mobilization of the resident



# 1|2

Soft protection (no FDM\*)



Mobilization aid  
only the head end elements

# 3

¾ protection (no FDM\*)



Wall protection  
with foot-end exit

# 4

Full protection (FDM\*)

for mattresses up to 18 cm



4 fully adjustable side guards

## Free

Fewer FDM\*



Conscious "omission"  
of side guards

Investment security for the operator  
Legal certainty regarding FDM for the  
nursing staff

## Flex

More economic efficiency

Side elements can be adjusted without tools

Your budget can be used  
as flexible as the side elements can  
be attached, because you only pay  
for the elements that your residents  
really need.

No technician needed


Quick modification for the changing  
resident situation – with gap closure  
without (1) and with a handrail (2) or fully  
adjustable side guards (3)



1



2



3

Benefit from a homely design with a continuous side panel,  
independent of the required mobilization or resident protection situation.

Learn more:



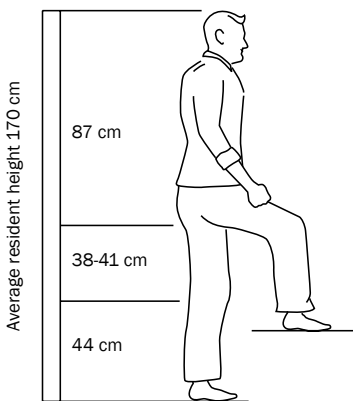
# Effective bedsore prevention

## Patient surfaces – ergonomics & modularity

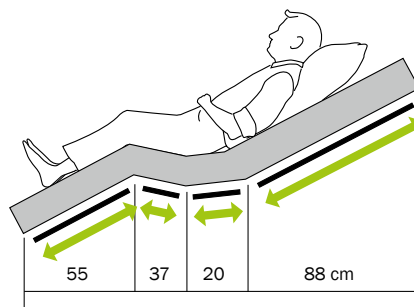
The ergonomic division of the patient surface helps prevent pressure and therefore contributes to pressure ulcer reduction. The dimensions of the 4-part patient surface of wissner-bosserhoff nursing home beds are based on findings from anthropometrics, i.e. on the average size and height of a person.

On the basis of professor Eigler's findings, it can be seen that the backrest area should be at least 80 cm long in order to effectively support the cervical spine. An additional reduction of pressure can be reached with the BiNetic patient surface for patients with above-average height due to its

integrated bed extension. The patient surface can be extended to 220 cm either temporarily and without tools using the express bed extension, or permanently with the bed extension set, preventing the legs from bumping on the foot end.



Anthropometry according to Prof. Eigler \*



BiNetic patient surface 200 cm (long backrest)

Up to  
**2.7**  
million people  
in Germany have chronic wounds such as bedsores.

Not least due to the demographic change, elderly people suffer from chronic wounds particularly often. The risk for people over 90 is at more than 11 %.

Pressure ulcers are very unpleasant and straining for residents. Therapies usually take several weeks or months and may often cause further discomfort.

Source: BVMed 2012 study

### Effectiveness of double retraction confirmed\*\*

For years now, wissner-bosserhoff has been pursuing a practicable concept for reducing the risk of pressure ulcers: The double retraction as a component of the BiNetic patient surface. With the double retraction, not only the backrest but also the leg rest is located further apart from the seat section, so that the surface is enlarged.

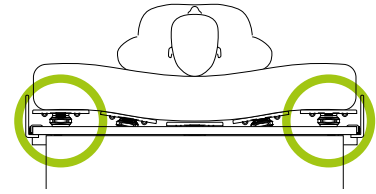
Today, results from pressure measurements (thermal imaging) clearly show that there is less pressure with double retraction than with single retraction and significantly less pressure than with the standard patient surface.

## Patient surface modularity


You can choose between 3 different patient surface options:

- 01 The wire mesh patient surface Aero ensures good aeration.
- 02 The synthetic mats of the Easyclean patient surface are especially easy to clean.
- 03 The comfort patient surface with its 55 spring elements not only promotes bedding comfort but also makes a valuable contribution to pressure ulcer prevention.

In general, the patient surface partitions can be easily removed and cleaned.



Comfort patient surface with 55 spring elements



01

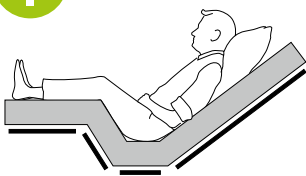
02

03



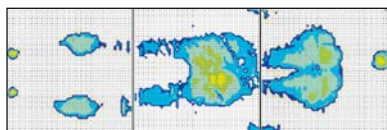
Detail comfort patient surface

WIBO patient surface with notable relief



6 cm ← → 11 cm

Double retraction = pressure ulcer prevention

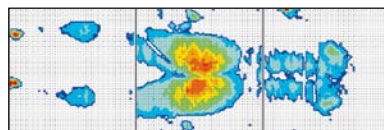


Thermal image of a BiNetic patient surface

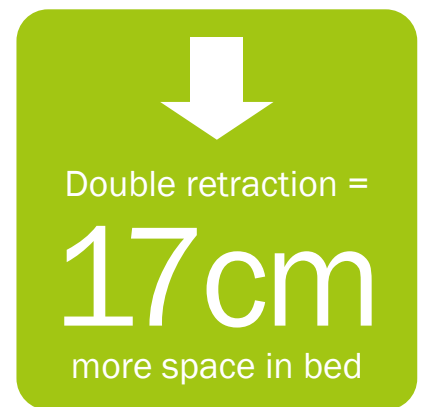
Standard patient surface without relief



Single retraction = risk of pressure ulcer



Thermal image of a standard patient surface





# Simple bed operation & safe mobilization

SafeLift | Product benefits at a glance



SafeLift offers the simplest operation so that residents can adjust their bed independently and set it to the best mobilization position for them. At the same time, they can support themselves when standing up on the SafeLift controller. This promotes residents' self-mobilization, reduces staff calls for bed adjustment and frees up care.



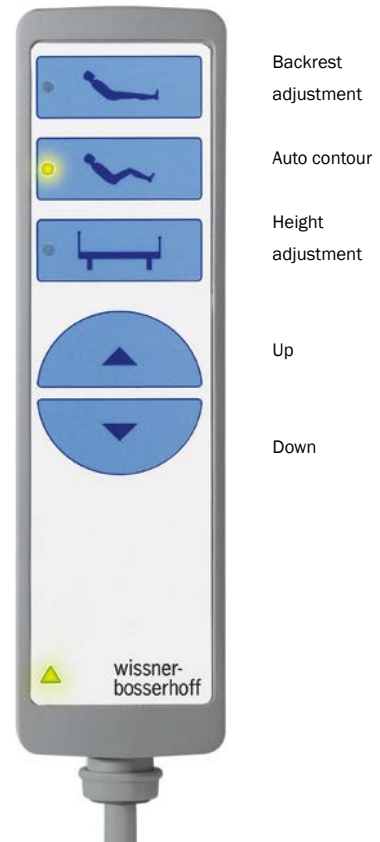
- Adjustment buttons for bed height and backrest
- Large buttons
- Firm position on a SafeFree® side guard
- GO button
- 360° rotation
- Ergonomic design
- Strong stability



Learn more:







Backrest  
adjustment

Auto contour

Height  
adjustment

Up

Down

## Intuitive operation

Clearly structured & ergonomic

Already at first glance, the handset of the movita nursing home beds impresses with its clarity and ergonomic form: fewer buttons and large symbols ensure that operation can be learned intuitively. The pre-selection function makes the handset single fault safe – triggering a function by accidentally pressing a key is not possible.

## 3 safety levels



Care mode



Locking mode



Resident mode

The locking function is integrated into the back of the handset, meaning that you do not have to look for a control box at the patient surface panel or bend down.

The three handset modes can be selected with a non-magnetic key:

### Care mode:


All selection buttons are unlocked.

### Locking mode:

All functions of the handset are locked.

### Resident mode:

The resident can use the upper blue buttons.



### Extended functions

- Night light & reading lamp
- Separate leg rest adjustment
- Mobilization function
- Play protection



[www.wi-bo.com/de/Ueberuns/Anleitungsvideos](http://www.wi-bo.com/de/Ueberuns/Anleitungsvideos)



Key for safety levels (magnet-free)

# Manual Mobilization-Aid

## MobiStick 2

The MobiStick 2 enables clever bed operation for residents. Its ergonomic shape makes it easy and intuitive to use anywhere. It encourages individual mobilization. Residents can effectively support and move themselves.

A white downward-pointing arrow on a green background.

**Without tools**

MobiStick 2 can be attached without tools on both sides of the bed, is suitable for every resident size and can be retrofitted for wissner-bosserhoff beds from 2004 onwards.



Due to its ergonomic shape MobiStick2 is easy and intuitive to use and universally applicable. The hand knob is rotatable and has a simple locking.



When not in use, it can simply be folded away and is therefore not in the way, but quickly ready for use when needed.

Learn more:



# Safety by day and night

## SafeSense® – the intelligent bed exit sensor system

wissner-bosserhoff, your reliable partner for the reduction of freedom-depriving measures (FDM): With SafeSense®, wissner-bosserhoff presents an intelligent assistance sensor system, which reliably helps reducing freedom-depriving measures day and night. It is equipped with an automatic night light, which is activated when the resident leaves the bed and is deactivated when the resident is back in bed again. SafeSense® is compatible with standard nurse call systems and can be retrofitted to wissner-bosserhoff nursing home beds manufactured in 2002 or later.



### Automatic night light

- Night light is automatically switched on when the resident leaves the bed
- Night light is switched off again as soon as the resident is back in bed

### Individual alarm system

- Freely adjustable immediate alarm from 0 seconds to 30 minutes
- Adaptation to the resident's mobility

### Integrated or available as retrofit kit\*

- Accessory option for current WIBO nursing home beds
- Retrofit kit for electrical WIBO nursing home beds manufactured in 2002 or later
- Available with cable or wireless

Learn more:



More safety –  
less freedom-  
depriving measures  
(FDM)

- Faster response time in the event of falls
- Greater safety during night and weekend shifts
- Fewer inspections
- Ideal in combination with sentida low nursing beds and SafeFree® side guards

# Flexible and time-saving

3 bed lengths that can be adjusted without tools

- All standard wissner-bosserhoff nursing home beds are equipped with an integrated bed extension.
- Adjusted flexibly and without tools to different bed lengths.
- The requirements of the standard IEC 60601-2-52 are complied with in each configuration.

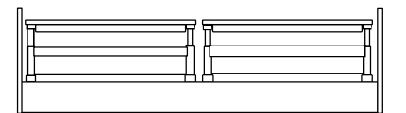


Learn more:



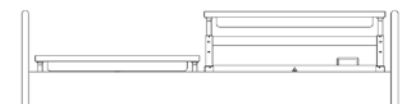
## 200 cm

Bed length of 200 cm:  
The divided side guards offer protection without a central gap > 318 mm\* and without a protector



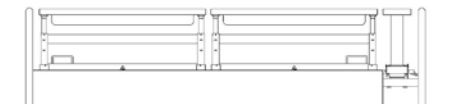
## 210 cm

Alternative bed length of 210 cm:  
Protection with longer side guards at the foot end without accessories and without a gap > 318 mm\*\*



## 220 cm

Bed extension to 220 cm:  
is temporarily adjustable with divided side guards for movita - complete protection through foot-end protector (accessory) is guaranteed



# Energy efficiency and more user friendly

Thanks to innovative actuator concept

With its new actuator, movita nursing beds are more user-friendly, more sturdy and more energy-efficient. The integrated LED technology, the energy-saving equipment and the service-friendly design are key requirements for an economic operation of a nursing home.



## More user friendly

The new movita is equipped with an LED bedside light connection integrated in the motor. You only need one single cable from the bed to the power supply. The LED light can also be switched on and off using the handset. You can now also watch video tutorials on how to operate the bed by scanning the QR code on the bed.



## Economical & energy efficient

Energy efficiency is becoming an increasingly important factor due to steadily rising electricity prices. The new actuator is extremely economical with a very low stand-by consumption of only 0.9 W. Top cable management ensures less wear. The power cable is interchangeable, which means less storage costs.



Comfort LED reading light lymera

## Energy saving lights

The undulating shape of the lampshade, with its partially translucent character, is prominent as a special design element of these lights. Equipped with a swivel arm, the light allows the light focus to be precisely positioned close to the object to be illuminated.



Design LED lamp soluna with undulating lampshade

## Advantages of LED

- Long service life
- Low energy consumption
- No heat build-up
- Absolutely safe operation



# Design | head / foot sections

## Head section



Design A <sup>\*/\*\*</sup>  
Head-/Foot section



Design D



Design Df <sup>\*/\*\*</sup>



Design G



Design K <sup>\*\*</sup>



Design O <sup>\*\*\*</sup>



Design T



Design Ts <sup>\*/\*\*</sup>

## Foot section



Design Ak <sup>\*/\*\*</sup>  
Head-/Foot section



Design D



Design Df <sup>\*/\*\*</sup>



Design G



Design K <sup>\*\*</sup>



Design O <sup>\*\*\*</sup>



Design T



Design Ts <sup>\*/\*\*</sup>

## Low foot section



Design Ak <sup>\*/\*\*</sup>  
Folded down



Design D (Dx)



Design DF (Dfx) <sup>\*/\*\*</sup>



Design G (Gx)



Design K (Kx) <sup>\*\*</sup>



Design O (Ox) <sup>\*\*\*</sup>



Design T (Tx)



Design Ts (Tsx) <sup>\*/\*\*</sup>

# Colors | decors\*



Volcano White (U11502)



Lund Birch (R35018)



Lindberg Oak (R20021)



Pinie Suomi Grey (R55022)



Beech Natural (R24015)



Beech (R24034)



Cherry (R42002)



Havana Cherry (R42006)



Cottage Pine (R55023)



Acacia dark (R38006)

## Color combinations for the memoriana room concept\*\*



Lund Birch (R35018)  
Lindberg Oak (R20021)



Havana Cherry (R42006)  
Cacao (R5447)



# Furnishings and accessories

## Dimensions

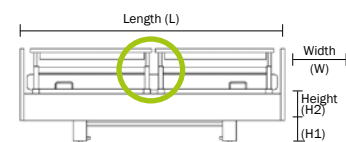
**10-0625**  
movita AS (with feet/castors)  
L 208 cm, W 103/106 cm  
without height adjustment

**10-0740**  
movita 2-s  
L 208 cm, W 93/95 cm  
H1 36-38 / H2 78-80 cm

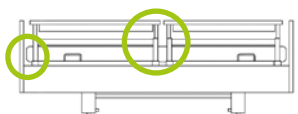
**10-0766**  
movita 2-d (only with side guards 09)  
L 208 cm, W 103/108 cm  
H1 36-38 / H2 78-80 cm

**10-0540**  
movita  
L 208 cm, W 103/108 cm  
H1 36-38 / H2 78-80 cm

**10-0574**  
movita casa  
L 208 cm, W 103/106 cm  
H1 38 / H2 80 cm



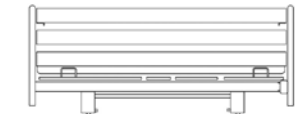
Divided side guards (10),  
without gaps



Divided side guards (11),  
without gaps




Continuous 2-part side guard (09)  
with trigger release

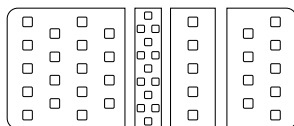


Continuous 3-part side guard (09)

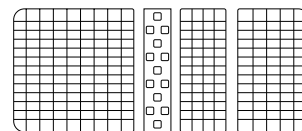
## Patient surfaces



Comfort

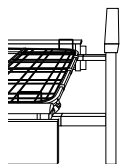


EasyClean

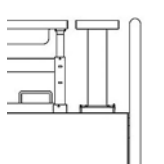


Standard | Aero

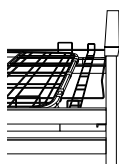
## Bed extensions




Temporary bed extension  
divided side guard (10)  
(standard)



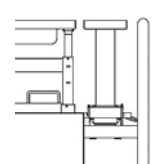
Permanent bed extension  
divided side guard (10)  
(optional)



Permanent bed extension  
side guard (09)  
(optional)

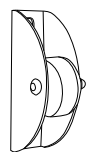


Bed extension  
with express release  
(optional)



**10-0570 / 10-0580**  
Protector for bed extension  
by 20 cm (option)

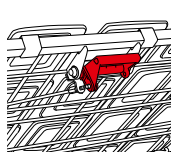
## Options\*



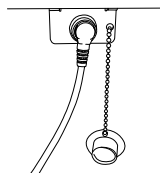
Vertical wall  
stopper castors  
(not for movita AS)



3D wall stopper  
castors, horizontal  
and vertical protection  
(not for movita AS)



Manual emergency  
lowering on the  
backrest

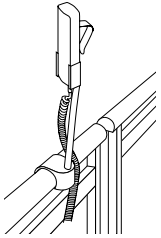


Plug & play to  
use the handset  
on one or both  
sides of the bed

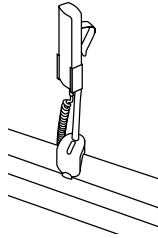
**01-010812, 01-010813**  
Floor lamp  
switchable (not shown)



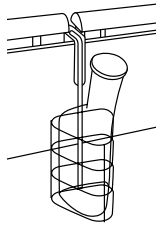
## Accessories




**10-0419**  
Handset holder for  
divided side guards  
**10-0421**  
Handset holder, short




**10-0422**  
Accessories and handset holder  
for continuous side guards  
**10-0421**  
Handset holder, short




**50-0345**  
Abbreviated  
Urine bottle basket  
**50-0164**  
Urine bag holder  
(no picture)



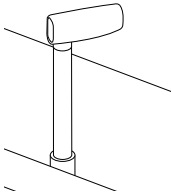
**10-0817**  
Gap closure base



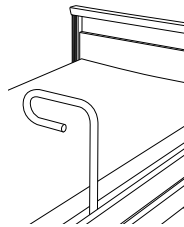
**10-0818**  
Gap closure design



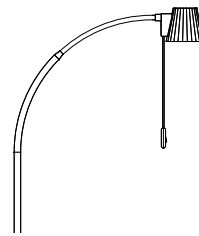
**10-0819**  
Side element Flex



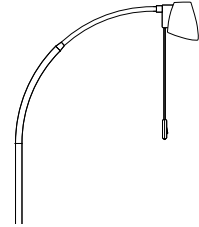
**10-0634**  
Mobilization-Aid  
MobiStick 2



**10-0715**  
Standing-up aid for 09 side guards  
as well as 3/4 side guards



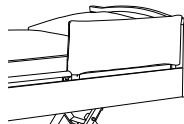
**50-0773** Design soluna LED light  
with power supply unit  
**50-0550** Design LED light soluna  
without power supply unit



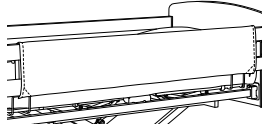
**50-0677** Comfort LED reading light  
lymera (with and without power supply).  
Transparent lampshade



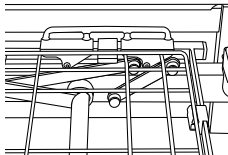
**50-0206**  
Fall mat width 90 x length 200 cm,  
height approx. 4.5 cm



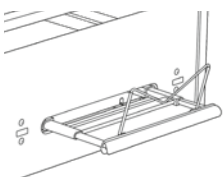
**50-0174**  
Cushioning for divided  
10 side guards



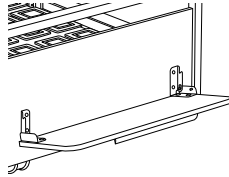
**50-0338**  
Cushioning for 09 two-part  
side guards



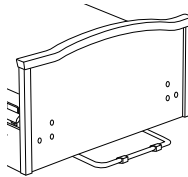
**10-0563/10-0533/10-0521**  
Segufix holder  
– for the thigh rest  
– for the backrest  
– for the seat section



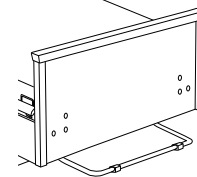
**10-0617**  
Integrated design linen holder  
Compatible with all beds (except  
09 3-part side guards and A-kk design)



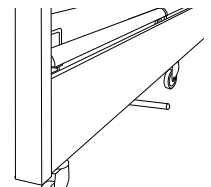
**10-0719**  
Linen holder,  
compatible with  
all bed types



**10-0548**  
Head-side wall  
deflector bar  
movita



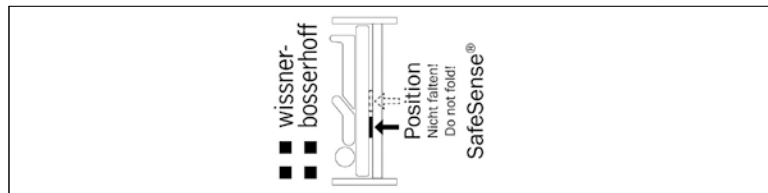
**10-0587**  
Head-side wall  
deflector bar  
movita casa



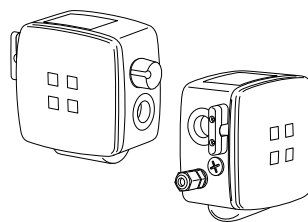
**10-0549**  
lateral wall  
distance-holder  
movita/movita casa

# Accessories | SafeSense® & SafeLift

## SafeSense® sensor mat 2.1



**02-000876**  
SafeSense® sensor mat 2.1  
80 x 20 cm

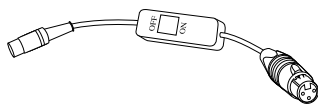


**10-0812**  
Digital bed exit box 2.1  
cable or wireless version

Also available  
as a set:

Sensor mat 2.1 &  
bed exit box 2  
**10-0871**  
Cable version  
**10-0872**  
Wireless version

## SafeSense® connection kit



**04-1508**  
Adapter cable with on/off switch and  
suitable plug for connection to  
the nurse call system (customer-specific)  
for the cable and wireless version

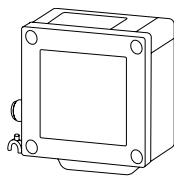


**04-1608**  
Adapter cable without on/off switch;  
with suitable plug for connection to  
the nurse call system (customer-specific)  
for the cable and wireless version

## SafeLift bed operation



**10-0811**  
SafeLift Controller

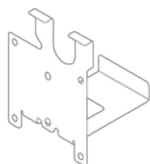


**10-0808**  
SafeLiftBox

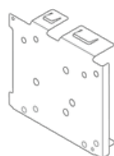
As a set:

**10-0799**  
SafeLift set

## Retaining plate SafeSense® and SafeLift



**01-011193**  
Retaining plate for DU09 motor



**01-011194**  
Retaining plate for Q7 motor

# For sure

wissner-bosserhoff voluntarily has its production processes and management regularly audited by the TÜV Süd. The company is certified in accordance with the regulations of the standard DIN EN ISO 9001 for quality management systems, DIN EN ISO 13485 for the manufacture of medical devices as well as ISO 14001 for environmental management.



ISO 9001:2015



ISO 13485:2016



ISO 14001:2015



Certificate for side guards



**ISO 9001**  
Certified Quality Management System  
[www.tuv-sud.com/ms-cert](http://www.tuv-sud.com/ms-cert)



**ISO 14001**  
Certified Environmental Management System  
[www.tuv-sud.com/ms-cert](http://www.tuv-sud.com/ms-cert)

## Bedside tables and other accessories

you can find in extra brochures



---

Members of LINET Group

**wissner-bosserhoff GmbH**

Hauptstr. 4-6 | 58739 Wickede (Ruhr) | Germany

Phone: +49 2377.784-0 | Fax: -163 | [info@wi-bo.de](mailto:info@wi-bo.de) | [wi-bo.com](http://wi-bo.com)

